

No. 5-1/2022-Desk (PM POSHAN)
Government of India
Ministry of Education
Department of School Education & Literacy
(PM POSHAN Division)

Shastri Bhavan, New Delhi.

Dated: 4th August, 2022

Subject: Allocation of food grains to States & UTs under Pradhan Mantri Poshan Shakti Nirman Scheme (PM POSHAN Scheme) for the 3rd Quarter (October to December, 2022) and 4th Quarter (January to March, 2023) of financial year 2022-23.

Department of Food & Public Distribution has concurred the allocation of 1302754.51 MTs of food grains, comprising 179905.27 MTs of wheat and 1122849.24 MTs of fortified rice vide O.M. No. 4-2/2022-BP-II dated 2nd August, 2022 (copy enclosed) to States & UTs at National Food Security Act (NFSA) prices i.e. Rs.2.00 per kg of wheat and Rs.3.00 per kg of rice under the PM POSHAN Scheme for the 3rd Quarter (October to December, 2022) and 4th Quarter (January to March, 2023) of financial year 2022-23. Accordingly, the food grains allocation for States & UTs during 3rd and 4th quarters of 2022-23 is enclosed at **Annexure-I** and **Annexure-II** respectively. Allocation of food grains for Balvatika, as approved by PAB for the Financial Year 2022-23 is also enclosed at **Annexure-III**.


2. States & UTs are requested to further allocate the food grains to their districts as per their requirement on the basis of approved number of children and working days under intimation to this Department as well as to Food Corporation of India (FCI) for supply of food grains accordingly.

3. After receiving food grains allocation from the States & UTs, the District Administration will send a schedule (periodicity and date/week) of lifting of food grains to the local FCI depot depending upon its requirement, transportation convenience and storage capacity. The validity period for lifting of food grains will be as per extant guidelines. **However, for the 3rd quarter of 2022-23, the food grains can be lifted from the date of this order, as a onetime measure.**

4. District Administration may lift allocated food grains on monthly, bi-monthly or quarterly basis as indicated in its schedule, in accordance with the guidelines issued by Department of Food & Public Distribution, Ministry of Consumer Affairs, Food & Public Distribution, Govt. of India vide their letter No. 1-2/2008-BP.II dated 18.9.2008, from the FCI godowns starting from the 1st day of the month preceding the allocation quarter and up to 25th of the last month of the allocation quarter. Districts officers are, therefore, required to be directed to lift the food grains accordingly.

5. Payment of the cost of food grains will be made by District authorities within 20 days of the receipt of bills from FCI as per the guidelines issued by this Department vide letter No. 1-15/2009- Desk(MDM) dated 10.2.2010. The guidelines

Contd....2/-


अजय कुमार
AJAY KUMAR
अवर सचिव/Under Secretary
भारत सरकार/Govt. of India
मा.सं.वि. मन्त्रालय/Min. of H.R.D.
स्कूल शिक्षा और साक्षरता विभाग
D/o School Education & Literacy

for decentralization of payment of cost of food grains to FCI at district level under PM POSHAN Scheme (erstwhile Mid Day Meal Scheme) may also be downloaded from the website of this Department www.mdm.nic.in. These instructions may be followed strictly by all the States & UTs.

6. Procedure laid down in para 3.6 to 3.9 of the above mentioned guidelines dated 10.02.2010 on decentralization of payment of cost of food grains shall be followed meticulously to ensure that the best quality food grains, which in any case will not be inferior to Fair Average Quality (FAQ), is lifted from the FCI godown. The process followed at the time of receipt of food grains from FCI depots should be repeated at each level till the food grains reach the end user to ensure that only good quality food grains are delivered for consumption by children. Records/samples to ensure quality should be maintained at all levels.

7. As per para 5.4 of PM POSHAN Guidelines, a monthly report on off take, payment and quantity of food grains sent to schools/cooking agency may be furnished in the prescribed format latest by 15th of the following month on regular basis.

Ak 04.8.2022

(Ajay Kumar)
Under Secretary to the Govt. of India
Tel. No. 011-23386169

To,

The Additional Chief Secretaries/ Principal Secretaries/ Secretaries to the Nodal Department of State Govt. & UT Administration dealing with PM POSHAN Scheme

अजय कुमार
AJAY KUMAR
अवर सचिव/Under Secretary
भारत सरकार/Govt. of India
मा.सं.वि. मन्त्रालय/Min. of H.R.D.
स्कूल शिक्षा और साक्षरता विभाग
D/o School Education & Literacy
नई दिल्ली/New Delhi

Copy to:

1. The Executive Director (Sales), Food Corporation of India, 16-20, Barakhamba Lane, New Delhi – 110 001 with the photocopy of the above mentioned OM of the Department of Food & Public Distribution for issuing instruction to all concerned to make available at least of FAQ quality of foodgrains at the FCI godowns, facilitate lifting of the same and submit bills to district authorities within 10 days after lifting for payment by them.
2. The Under Secretary, Department of Food & Public Distribution (BP-II Section), Krishi Bhavan, New Delhi w.r.t. their OM No. 4-2/2022-BP-II dated 02.08.2022
3. The Directors, PM POSHAN Scheme of all the States & UTs for necessary action.
4. PS to E.A(SE&L)
5. Director(GVB)/Director(RA)/Deputy Secretary(DA)
6. US(AD)/ US(SA)

Ak 04.8.2022

(Ajay Kumar)
Under Secretary to the Govt. of India

अजय कुमार
AJAY KUMAR
अवर सचिव/Under Secretary
भारत सरकार/Govt. of India
मा.सं.वि. मन्त्रालय/Min. of H.R.D.
स्कूल शिक्षा और साक्षरता विभाग
D/o School Education & Literacy
नई दिल्ली/New Delhi

4-2/2022-BP-II (e-379501)

भारत सरकार

उपभोक्ता मामले, खाद्य और सार्वजनिक वितरण मंत्रालय
खाद्य और सार्वजनिक वितरण विभाग

कृषि भवन, नई दिल्ली
दिनांक 02nd August 2022

OFFICE MEMORANDUM

Subject: Allocation of foodgrains under PM POSHAN Scheme for the year 2022-23 for the period 01.10.2022 to 31.03.2023.

In continuation of this Department's O.M. of even number dated 21.03.2022 and in pursuance of O.M. No. 5-1/2022-Desk(PMP) dated 13.07.2022 of Department of School Education & Literacy, Ministry of Education on the above mentioned subject, the undersigned is directed to convey the approval of this Department for allocation of **1302754.51 MTs of foodgrains** comprising **179905.27 MT of wheat and 1122849.24 MT of fortified rice** for **3rd and 4th quarters of 2022-23** i.e. **01.10.2022 to 31.03.2023** to Ministry of Education, Department of School Education & Literacy at NFSA prices i.e. Rs. 2 per kg of wheat and Rs. 3 per kg of rice under the PM POSHAN Scheme.

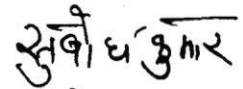
2. The validity period for lifting of foodgrains will be as per extant guidelines. However, for the 3rd quarter of 2022-23, the foodgrains can be lifted from the date of this order, as a onetime measure.

3. The Department of School Education & Literacy may communicate State/UT-wise allocation of the allocated quantity of foodgrains to FCI and States/UTs well in time and ensure its lifting within the stipulated validity period by States/UTs.

4. Food Corporation of India (FCI) would issue rice and wheat as per State-wise allocation for the 3rd and 4th quarters of the year 2022-23 with monthly breakup to be made by the Department of School Education and Literacy.

5. The Department of School Education & Literacy is also requested to furnish consolidated Utilization Certificate in the prescribed proforma GFR - 19A duly signed by the concerned Director for the foodgrains allocated to them under PM POSHAN Scheme for the year 2022-23 at the end of the current financial year.

6. The Department of School Education & Literacy, Ministry of Education may ensure that FCI gets full payment in respect of foodgrains released by it to States/UTs under the Scheme & utilization certificates are furnished by the State/UT Governments to it in time. They are also requested to make payment of outstanding amounts to FCI without any delays as FCI bears huge amount of interest on unpaid outstanding amount.



(सुबोध कुमार)

भारत सरकार के अवर सचिव
Tel. No- 23073798

To

D/o School Education & Literacy, Ministry of Education,
(Kind Attention: Sh. Ajay Kumar, Under Secretary (PM POSHAN))
Shastri Bhawan, New Delhi.

Copy for information to:-

1. Chairman-cum-Managing Director, FCI, New Delhi.
2. General Manager (Sales), FCI, New Delhi.
3. Dir (Policy-I) / Dir (PD) / DS (FC A/c) / BP-III / BP-I / Guard File.

Pradhan Mantri Poshan Shakti Nirman (PM POSHAN) Scheme


Annexure-I

Allocation of foodgrains for the 3rd quarter of 2022-23

(For the period 01.10.2022 to 31.12.2022)

(In MTs)

Sl. No.	State/UT	PRIMARY 3rd Quarter					UPPER PRIMARY+STC 3rd Quarter							
		No. of children approved by PAB for 2022-23	No. of Working Days approved by PAB for 2022-23	Wheat	Rice	Foodgrains (Wheat+Rice)	No. of children approved by PAB for 2022-23	No. of Working Days approved by PAB for 2022-23	Wheat	Rice	Foodgrains (Wheat+Rice)	Wheat	Rice	Foodgrains (Wheat+Rice)
1	Andhra Pradesh	2067000	220	0.00	10735.07	10735.07	1233000	220	0.00	11208.15	11208.15	0.00	21943.22	21943.22
2	Arunachal Pradesh	110280	226	0.00	644.47	644.47	57330	226	0.00	531.14	531.14	0.00	1175.61	1175.61
3	Assam	2770057	237	0.00	16620.07	16620.07	1527475	237	0.00	13819.74	13819.74	0.00	30439.81	30439.81
4	Bihar	7361795	245	0.00	44114.93	44114.93	3884949	245	0.00	32946.57	32946.57	0.00	77061.50	77061.50
5	Chhattisgarh	1815148	264	0.00	11596.16	11596.16	1062535	264	0.00	10699.67	10699.67	0.00	22295.83	22295.83
6	Goa	90000	238	674.49	0.00	674.49	62000	238	687.60	0.00	687.60	1362.09	0.00	1362.09
7	Gujarat	3235291	246	10025.65	10028.81	20054.46	1861017	246	8899.02	8906.23	17805.24	18924.67	18935.04	37859.71
8	Haryana	1064229	242	3395.29	4149.79	7545.08	587751	242	1393.47	1703.13	3096.60	4788.75	5852.92	10641.68
9	Himachal Pradesh	303078	242	0.00	1715.86	1715.86	211307	242	0.00	1692.62	1692.62	0.00	3408.48	3408.48
10	Jammu & Kashmir	530379	220	0.00	2639.89	2639.89	286341	220	0.00	2064.12	2064.12	0.00	4704.02	4704.02
11	Jharkhand	2228871	253	0.00	13688.52	13688.52	1117731	253	0.00	8228.03	8228.03	0.00	21916.56	21916.56
12	Karnataka	2840774	258	4199.93	15928.01	20127.94	1751505	258	3740.60	13921.56	17662.16	7940.53	29849.57	37790.10
13	Kerala	1845966	200	0.00	11556.91	11556.91	1114388	220	0.00	11390.74	11390.74	0.00	22947.65	22947.65
14	Madhya Pradesh	3299986	247	4141.73	6853.34	10995.07	1966531	247	3916.59	5686.70	9603.29	8058.32	12540.04	20598.36
15	Maharashtra	5520000	245	0.00	38463.84	38463.84	3750000	245	0.00	38965.28	38965.28	0.00	77429.12	77429.12
16	Manipur	123773	226	0.00	661.08	661.08	38051	226	0.00	324.12	324.12	0.00	985.20	985.20
17	Meghalaya	385424	200	0.00	1056.97	1056.97	171835	220	0.00	985.84	985.84	0.00	2042.81	2042.81
18	Mizoram	89215	200	0.00	334.93	334.93	44877	220	0.00	342.00	342.00	0.00	676.94	676.94
19	Nagaland	69684	220	0.00	73.80	73.80	33618	220	0.00	223.87	223.87	0.00	297.68	297.68
20	Orissa	2705668	266	0.00	21092.55	21092.55	1712874	266	0.00	19907.82	19907.82	0.00	41000.37	41000.37
21	Punjab	992208	245	3274.12	3274.12	6548.24	638726	245	3115.51	3026.11	6141.63	6389.63	6300.23	12689.87
22	Rajasthan	4162792	239	18920.19	9458.68	28378.87	2302645	239	16287.19	8142.37	24429.56	35207.38	17601.05	52808.43
23	Sikkim	27615	208	0.00	107.29	107.29	20652	208	0.00	113.39	113.39	0.00	220.68	220.68
24	Tamilnadu	2238780	220	0.00	14082.01	14082.01	1477246	220	0.00	13758.25	13758.25	0.00	27840.26	27840.26
25	Telangana	1005000	220	0.00	0.00	0.00	575000	220	0.00	0.00	0.00	0.00	0.00	0.00
26	Tripura	256847	230	0.00	1513.20	1513.20	155656	230	0.00	1304.87	1304.87	0.00	2818.08	2818.08
27	Uttarakhand	408977	238	0.00	2421.11	2421.11	259617	238	0.00	1956.09	1956.09	0.00	4377.20	4377.20
28	Uttar Pradesh	8537805	253	1024.06	-820.53	203.53	3817352	253	-1523.47	-1482.60	-3006.07	-499.41	-2303.13	-2802.54
29	West Bengal	7195728	245	0.00	40332.12	40332.12	4401334	245	0.00	35255.72	35255.72	0.00	75587.84	75587.84
30	A&N islands	13838	222	0.00	47.00	47.00	11643	222	0.00	62.35	62.35	0.00	109.35	109.35
31	Chandigarh	54180	238	137.98	206.97	344.95	41422	238	147.03	220.55	367.58	285.01	427.52	712.53
32	DCIN Haven, Daman & Diu	41276	239	0.00	251.33	251.33	25298	239	0.00	228.38	228.38	0.00	479.70	479.70
33	Delhi	871290	210	2944.86	2944.86	5889.72	711200	220	3396.20	3396.20	6792.40	6341.06	6341.06	12682.12
34	Lakshadweep	5236	233	0.00	38.28	38.28	2652	233	0.00	30.22	30.22	0.00	68.51	68.51
35	Ladakh	9411	229	0.00	30.42	30.42	4552	229	0.00	23.58	23.58	0.00	54.00	54.00
36	Puducherry	33059	210	0.00	203.73	203.73	22552	220	0.00	217.35	217.35	0.00	421.08	421.08
	TOTAL	64310660		48738.31	286045.61	334783.91	36942662		40059.75	249800.18	289859.93	88798.05	535845.79	624643.84


 04.8.2022
अजय कुमार
AJAY KUMAR
 अवर सचिव/Under Secretary
 भारत सरकार/Govt. of India
 मा.सं.वि. मन्त्रालय/Min. of H.R.D.
 स्कूल शिक्षा और साक्षरता विभाग
 D/o School Education & Literacy
 नई दिल्ली/New Delhi

Pradhan Mantri Poshan Shakti Nirman (PM POSHAN) Scheme

Allocation of foodgrains for the 4th quarter of 2022-23

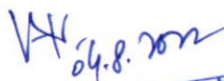
(For the period 01.01.2023 to 31.03.2023)

(In MTs)

Sl. No.	State/UT	PRIMARY 4th Quarter					UPPER PRIMARY+STC 4th Quarter							
		No. of children approved by PAB for 2022-23	No. of Working Days approved by PAB for 2022-23	Wheat	Rice	Foodgrains (Wheat+Rice)	No. of children approved by PAB for 2022-23	No. of Working Days approved by PAB for 2022-23	Wheat	Rice	Foodgrains (Wheat+Rice)	Wheat	Rice	Foodgrains (Wheat+Rice)
1	2	3	4	5	6	7 (5+6)	8	9	10	11	12 (10+11)	13	14	15 (13+14)
1	Andhra Pradesh	2067000	220	0.00	10735.07	10735.07	1233000	220	0.00	11208.15	11208.15	0.00	21943.22	21943.22
2	Arunachal Pradesh	110280	226	0.00	644.47	644.47	57330	226	0.00	531.14	531.14	0.00	1175.61	1175.61
3	Assam	2770057	237	0.00	16620.07	16620.07	1527475	237	0.00	13819.74	13819.74	0.00	30439.81	30439.81
4	Bihar	7361795	245	0.00	44114.93	44114.93	3884949	245	0.00	32946.57	32946.57	0.00	77061.50	77061.50
5	Chhattisgarh	1815148	264	0.00	11596.16	11596.16	1062535	264	0.00	10699.67	10699.67	0.00	22295.83	22295.83
6	Goa	90000	238	674.49	0.00	674.49	62000	238	687.60	0.00	687.60	1362.09	0.00	1362.09
7	Gujarat	3235291	246	10025.65	10028.81	20054.46	1861017	246	8899.02	8906.23	17805.24	18924.67	18935.04	37859.71
8	Haryana	1064229	242	3395.29	4149.79	7545.08	587751	242	1393.47	1703.13	3096.60	4788.75	5852.92	10641.68
9	Himachal Pradesh	303078	242	0.00	1715.86	1715.86	211307	242	0.00	1692.62	1692.62	0.00	3408.48	3408.48
10	Jammu & Kashmir	530379	220	0.00	2639.89	2639.89	286341	220	0.00	2064.12	2064.12	0.00	4704.02	4704.02
11	Jharkhand	2228871	253	0.00	13688.52	13688.52	1117731	253	0.00	8228.03	8228.03	0.00	21916.56	21916.56
12	Karnataka	2840774	258	4199.93	15928.01	20127.94	1751505	258	3740.60	13921.56	17662.16	7940.53	29849.57	37790.10
13	Kerala	1845966	200	0.00	11556.91	11556.91	1114388	200	0.00	11390.74	11390.74	0.00	22947.65	22947.65
14	Madhya Pradesh	3299986	247	4141.73	6853.34	10995.07	1966531	247	3916.59	5686.70	9603.29	8058.32	12540.04	20598.36
15	Maharashtra	5520000	245	0.00	38463.84	38463.84	3750000	245	0.00	38965.28	38965.28	0.00	77429.12	77429.12
16	Manipur	123773	226	0.00	661.08	661.08	38051	226	0.00	324.12	324.12	0.00	985.20	985.20
17	Meghalaya	385424	200	0.00	1056.97	1056.97	171835	200	0.00	985.84	985.84	0.00	2042.81	2042.81
18	Mizoram	89215	200	0.00	334.93	334.93	44877	200	0.00	342.00	342.00	0.00	676.94	676.94
19	Nagaland	69684	220	0.00	73.80	73.80	33618	220	0.00	223.87	223.87	0.00	297.68	297.68
20	Orissa	2705668	266	0.00	21092.55	21092.55	1712874	266	0.00	19907.82	19907.82	0.00	41000.37	41000.37
21	Punjab	992208	245	3274.12	3274.12	6548.24	638726	245	3115.51	3026.11	6141.63	6389.63	6300.23	12689.87
22	Rajasthan	4162792	239	18920.19	9458.68	28378.87	2302645	239	16287.19	8142.37	24429.56	35207.38	17601.05	52808.43
23	Sikkim	27615	208	0.00	107.29	107.29	20652	208	0.00	113.39	113.39	0.00	220.68	220.68
24	Tamilnadu	2238780	220	0.00	14082.01	14082.01	1477246	220	0.00	13758.25	13758.25	0.00	27840.26	27840.26
25	Telangana	1005000	220	0.00	0.00	0.00	575000	220	0.00	0.00	0.00	0.00	0.00	0.00
26	Tripura	256847	230	0.00	1513.20	1513.20	155656	230	0.00	1304.87	1304.87	0.00	2818.08	2818.08
27	Uttarakhand	408977	238	0.00	2421.11	2421.11	259617	238	0.00	1956.09	1956.09	0.00	4377.20	4377.20
28	Uttar Pradesh	8537805	253	1024.06	-820.53	203.53	3817352	253	-1523.47	-1482.60	-3006.07	-499.41	-2303.13	-2802.54
29	West Bengal	7195728	245	0.00	40332.12	40332.12	4401334	245	0.00	35255.72	35255.72	0.00	75587.84	75587.84
30	A&N islands	13838	222	0.00	47.00	47.00	11643	222	0.00	62.35	62.35	0.00	109.35	109.35
31	Chandigarh	54180	238	137.98	206.97	344.95	41422	238	147.03	220.55	367.58	285.01	427.52	712.53
32	Deen Dayal Upadhyay National Open University	41276	239	0.00	251.33	251.33	25298	239	0.00	228.38	228.38	0.00	479.70	479.70
33	Delhi	871290	210	2944.86	2944.86	5889.72	711200	220	3396.20	3396.20	6792.40	6341.06	6341.06	12682.12
34	Lakshadweep	5236	233	0.00	38.28	38.28	2652	233	0.00	30.22	30.22	0.00	68.51	68.51
35	Ladakh	9411	229	0.00	30.42	30.42	4552	229	0.00	23.58	23.58	0.00	54.00	54.00
36	Puducherry	33059	210	0.00	203.73	203.73	22552	220	0.00	217.35	217.35	0.00	421.08	421.08
TOTAL		64310660		48738.31	286045.61	334783.91	36942662		40059.75	249800.18	289859.93	88798.05	535845.79	624643.84

Requirement of foodgrains for last six month of 2022-23 including Bal Vatik


Item	Quantity (in MTs)
Rice	1122849.24
Wheat	179905.27
Total	1302754.51


 अजय कुमार
 AJAY KUMAR
 अवर सचिव/Under Secretary
 भारत सरकार/Govt. of India
 मा सं वि, मन्त्रालय/Min. of H.R.D.
 स्कूल शिक्षा और साक्षरता विभाग
 D/o School Education & Literacy
 नई दिल्ली/New Delhi

Pradhan Mantri Poshan Shakti Nirman (PM POSHAN) Scheme
Allocation of foodgrains For Bal Vatika during 2022-23

(In MTs)

Sl. No.	State/UT	Bal Vatika				
		No. of children approved by PAB for 2022-23	No. of Working Days approved by PAB for the year 2022-23	Foodgrains		
				Wheat	Rice	Total
1	2	3	4	5	6	7=(5+6)
1	Andhra Pradesh	0	0	0.00	0.00	0.00
2	Arunachal Pradesh	0	0	0.00	0.00	0.00
3	Assam	222786	237	0.00	5280.03	5280.03
4	Bihar	0	0	0.00	0.00	0.00
5	Chhattisgarh	68054	264	0.00	1796.63	1796.63
6	Goa	607	238	14.45	0.00	14.45
7	Gujarat	50000	246	615.00	615.00	1230.00
8	Haryana		0	0.00	0.00	0.00
9	Himachal Pradesh	51067	242	0.00	1235.82	1235.82
10	Jammu & Kashmir	114606	220	0.00	2521.33	2521.33
11	Jharkhand	55014	253	0.00	1391.85	1391.85
12	Karnataka	0	0	0.00	0.00	0.00
13	Kerala	120345	200	0.00	2406.90	2406.90
14	Madhya Pradesh	0	0	0.00	0.00	0.00
15	Maharashtra	0	0	0.00	0.00	0.00
16	Manipur	14970	226	0.00	338.32	338.32
17	Meghalaya	153723.00	200.00	0.00	3074.46	3074.46
18	Mizoram	9379	200	0.00	187.58	187.58
19	Nagaland	38519	220	0.00	847.42	847.42
20	Orissa	134881	266	0.00	3587.83	3587.83
21	Punjab	0	0	0.00	0.00	0.00
22	Rajasthan	34950	239	556.90	278.41	835.31
23	Sikkim	5828	208	0.00	121.22	121.22
24	Tamilnadu	0	0	0.00	0.00	0.00
25	Telangana	5464	220	0.00	120.21	120.21
26	Tripura	15287	230	0.00	351.60	351.60
27	Uttarakhand	0	0	0.00	0.00	0.00
28	Uttar Pradesh	0	0	0.00	0.00	0.00
29	West Bengal	1038211	245	0.00	25436.17	25436.17
30	A&N islands	3075	222	0.00	68.27	68.27
31	Chandigarh	7642	238	72.75	109.13	181.88
32	D&N Haveli, Daman &	2178	239	0.00	52.05	52.05
33	Delhi	100007	210	1050.07	1050.07	2100.15
34	Lakshadweep	1783	233	0.00	41.54	41.54
35	Ladakh	3605	229	0.00	82.55	82.55
36	Puducherry	7774	210	0.00	163.25	163.25
	TOTAL	2259755		2309.17	51157.66	53466.83


अजय कुमार
AJAY KUMAR
 अवर सचिव/Under Secretary
 भारत सरकार/Govt. of India
 मा.सं.वि. मन्त्रालय/Min. of H.R.D.
 स्कूल शिक्षा और साक्षरता विभाग
 D/o School Education & Literacy
 नई दिल्ली/New Delhi